

TOBACCO BURDEN FACTS BRAZIL



Brazil ratified the Framework Convention on Tobacco Control on November 3, 2005.

TOBACCO CONSUMPTION

Despite declines in prevalence rates, tobacco use remains a problem in Brazil.

- 15.2% of all adults (age 18+) in Brazil use some form of tobacco (male 19.2%; female 11.2%).¹
- Among youth (students in the 9th year of school), 7.6% use tobacco (boys 7.9%; girls 7.3%).²
- There are an estimated 21.9 million tobacco users in Brazil.¹

SECONDHAND SMOKE EXPOSURE

There is no safe level of secondhand smoke.³

- 13.5% of adults (18+) are exposed to secondhand smoke at the workplace and 10.5% are exposed to secondhand smoke at home.¹
- 68.6% of youth (students in the 9th year of school) are exposed to secondhand smoke in public places and 54.7% of youth are exposed to secondhand smoke at home.²

HEALTH CONSEQUENCES

Tobacco use is deadly. Smoking kills up to half of all lifetime users.⁴

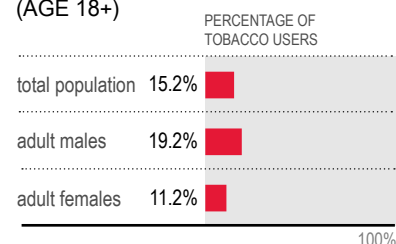
- Smoking kills an estimated 156,000 people each year in Brazil, 12.6% of all deaths in Brazil.⁵
- Over 1.1 million Brazilians become sick each year due to causes attributable to tobacco, including heart disease, COPD, pneumonia, stroke, and cancers.⁵
- On average, Brazilian male smokers lose about 6 years of life due to smoking, and female smokers lose almost 7 years.⁵

COSTS TO SOCIETY

Tobacco exacts a high cost on society.

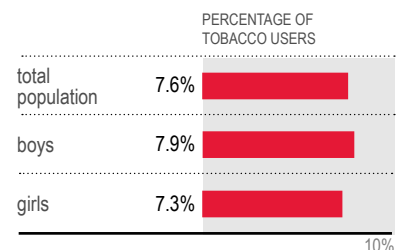
- Tobacco costs Brazil 56.9 billion BRL each year:⁵
 - Direct medical costs are estimated at 39.4 billion BRL
 - Loss of productivity due to premature death or disability costs 17.5 billion BRL
- In 2012, smokers spent approximately 6.5% of their daily income on cigarettes, money that was not used for necessities such as food or education.⁶

ADULT TOBACCO USE (AGE 18+)



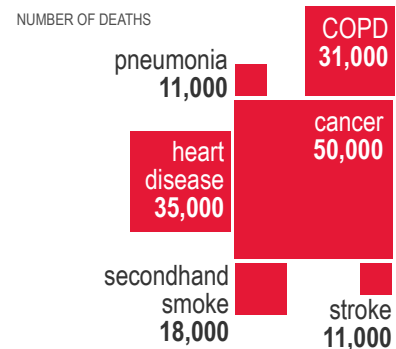
SOURCE: Pesquisa Nacional de Saúde, 2013

TOBACCO USE AMONG YOUTH (9TH GRADE)



SOURCE: Pesquisa Nacional de Saúde do Escolar, 2012

DEATHS ATTRIBUTABLE TO TOBACCO EACH YEAR



SOURCE: Pinto et al., 2017

REFERENCES: 1. Instituto Brasileiro de Geografia e Estatística (IBGE). Pesquisa Nacional de Saúde 2013. Rio de Janeiro: IBGE; 2014. Available from: <ftp.ibge.gov.br/PNS/2013/pns2013.pdf>. 2. Instituto Nacional de Geografia e Estatística (IBGE). Pesquisa Nacional de Saúde do Escolar 2012. 3. U.S. Department of Health and Human Services. The health consequences of involuntary exposure to tobacco smoke: A report of the Surgeon General. Atlanta: Centers for Disease Control and Prevention; 2006. Available from www.cdc.gov/tobacco/data_statistics/sgr/2006/index.htm. 4. Mackay J, Eriksen M, Shafey O. The Tobacco Atlas. 2nd ed. Atlanta: American Cancer Society; 2006. 5. Pinto M, Bardach A, Palacios A, Biz AN, Alcaraz A, Rodríguez B, Augustovski F, Pichon-Riviere A. Carga de doença atribuível ao uso do tabaco no Brasil e potencial impacto do aumento de preços por meio de impostos. Documento técnico IECS N° 21. Instituto de Efektividad Clínica y Sanitaria, Buenos Aires, Argentina. May 2017. Available at <www.iecs.org.ar/tabaco>. 6. International Tobacco Control Policy Evaluation Project (ITC). Tobacco price and taxation: ITC cross-country comparison report. Waterloo: University of Waterloo; 2014 May. Available from www.itcproject.org/files/ITC_CrossCountry-Price-Tax-Final_Version-_May222014.pdf.