

TOBACCO BURDEN FACTS INDONESIA



Indonesia has not ratified the Framework Convention on Tobacco Control.

TOBACCO CONSUMPTION

- Among Indonesian adults (age 15+) 64.9% of men and 2.1% of women smoke tobacco.¹
 - 3.9% of men and 4.8% of women use smokeless tobacco
- 20.3% of youth (ages 13–15) use tobacco (boys 36.2%; girls 4.3%).²
 - 19.4% of youth smoke, and 2.1% use smokeless tobacco
- Among youth who have ever smoked, 19.8% first tried a cigarette before age 10, and nearly 88.6% first tried one by age 13.²
- The majority of smokers in Indonesia (88.4%) use kreteks, clove-flavored cigarettes.³

SECONDHAND SMOKE EXPOSURE

There is no safe level of secondhand smoke.⁴

- More than half (51.3%) of all adults who work indoors are exposed to secondhand smoke at the workplace. 85.4% are exposed at restaurants and 70% on public transportation.³
- 60.1% of youth (ages 13–15) are exposed to secondhand smoke in public places, and 57.3% of youth are exposed to secondhand smoke at home.²

HEALTH CONSEQUENCES

Tobacco use is deadly. Smoking kills at least half of lifetime users.⁵

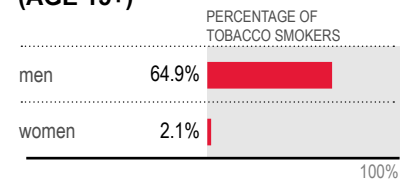
- In Indonesia, smoking kills at least 214,000 people annually.⁶
- Smoking causes approximately 19% of adult male deaths and 7% of adult female deaths each year.⁶

COSTS TO SOCIETY

Tobacco exacts a high cost on society.

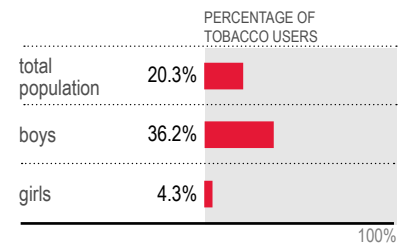
- The total medical expenditure on selected major diseases—COPD, coronary heart disease, and certain cancers and perinatal disorders—attributed to tobacco use in 2010 was 1.85 trillion IDR (192 million USD).³
- In 2010, the loss of productivity due to premature mortality and disabilities from consumption of tobacco was over 3.5 million disability-adjusted life years (DALYs), corresponding to an economic loss of 106 trillion IDR (11 billion USD).³
- In 2015, cigarettes were the second largest household expense after rice. Indonesian households spend three to five times more on cigarettes than on education.⁷

ADULT SMOKED TOBACCO USE (AGE 15+)



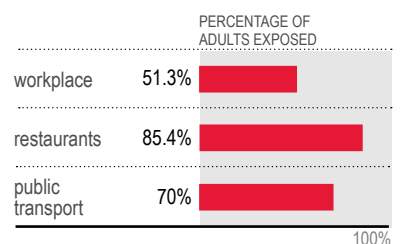
SOURCE: RISKEDAS, 2013

YOUTH TOBACCO USE (AGES 13–15)



SOURCE: GYTS, 2014

ADULT SECONDHAND SMOKE EXPOSURE (AGE 15+)



SOURCE: GATS, 2011

1. Basic Health Research (RISKEDAS) 2013. National Institute of Health Research and Development, Ministry of Health Indonesia. 2. Indonesia Global Youth Tobacco Survey (GYTS). World Health Organization; 2014. Available from: www.searo.who.int/tobacco/data/ino_gyts_fs_2014.pdf. 3. Indonesia Global Adult Tobacco Survey (GATS). Centers for Disease Control and Prevention; 2011. Available from: www.cdc.gov/tobacco/global/gtss/gtssdata/index.html. 4. U.S. Department of Health and Human Services. The Health Consequences of Involuntary Exposure to Tobacco Smoke: A Report of the Surgeon General. Atlanta: Centers for Disease Control and Prevention; 2006. Available from: www.cdc.gov/tobacco/data_statistics/sgr/2006/index.htm. 5. Eriksen M et al. The Tobacco Atlas. Fifth Ed. Atlanta, GA: American Cancer Society; 2015. 6. Global Burden of Disease (GBD) 2015. Seattle, WA: Institute for Health Metrics and Evaluation (IHME), University of Washington; 2017. Available from: vizhub.healthdata.org/gbd-compare/. 7. Badan Pusat Statistik Indonesia. The overview of poverty in Indonesia on March 2015. 2015. Available from: www.bps.go.id/website/brs_eng/brsEng-20150915122517.pdf.